

The background is a teal-to-blue gradient with faint, overlapping circular patterns and numbers, suggesting a technical or medical theme. The text is centered and reads:

CLINICAL AUDIT (JANUARY 2020 TO DECEMBER 2020)

DEPARTMENT OF ENT AND HEAD AND NECK
SURGERY, HOLY FAMILY HOSPITAL

ROADMAP

- Introduction to department faculty.
- Working Schedule.
- Number of OPD cases.
- Number of admissions/discharges.
- Procedures conducted in department.
- Total number of deaths.

FACULTY

HEAD OF DEPARTMENT: DR. NOUSHEEN QURESHI
(ASSOCIATE PROFESSOR)



- Assistant Professors: DR. NAYYER AYUB
- DR. HAITHAM AKAASH
- PGTS:
 - MS: 5
 - FCPS: 6
- House Officers: 6

WORKING SCHEDULE

- NO. OF OPDS: 6 PER WEEK
- NO. OF OT DAYS: 3 PER WEEK
- Minor OT: Every Wednesday

NUMBER OF OPD CASES

| | TOTAL | MALES | FEMALES |
|-----------|-------|-------|---------|
| January | 3614 | 1842 | 1772 |
| February | 4837 | 2483 | 2354 |
| March | 3215 | 1628 | 1587 |
| April | 261 | 147 | 114 |
| May | 610 | 353 | 257 |
| June | 1015 | 569 | 446 |
| July | 1595 | 868 | 727 |
| August | 2341 | 1228 | 1113 |
| September | 4053 | 2098 | 1955 |
| October | 2904 | 1508 | 1396 |
| November | 2745 | 1406 | 1339 |
| December | 2783 | 1444 | 1339 |
| TOTAL | 29973 | 15574 | 14399 |

OPD CASES DISTRIBUTION

| | TOTAL | Ear | Nose | Throat |
|--------------|--------------|--------------|-------------|-------------|
| January | 3614 | 1567 | 1005 | 1042 |
| February | 4837 | 1764 | 1342 | 1731 |
| March | 3215 | 989 | 1471 | 755 |
| April | 261 | 98 | 74 | 89 |
| May | 610 | 231 | 167 | 212 |
| June | 1015 | 487 | 391 | 137 |
| July | 1595 | 734 | 525 | 209 |
| August | 2341 | 945 | 845 | 551 |
| September | 4053 | 850 | 1150 | 2053 |
| October | 2904 | 950 | 1050 | 904 |
| November | 2745 | 820 | 780 | 1145 |
| December | 2783 | 790 | 1110 | 883 |
| TOTAL | 29973 | 10225 | 9910 | 9838 |

DISTRIBUTION OF OPD'S PER MONTH



21ST AUGUST 2020
DECEMBER
APRIL
20TH AUGUST

SEPTEMBER
Jan-21
MAY

OCTOBER
FEBRUARY
JUNE

NOVEMBER
MARCH
JULY

TOTAL NUMBER OF ADMISSIONS AND MORTALITIES

| | ADMISSIONS | MORTALITIES |
|--------------|------------|-------------|
| January | 117 | 0 |
| February | 90 | 1 |
| March | 82 | 0 |
| April | 11 | 0 |
| May | 10 | 0 |
| June | 22 | 0 |
| July | 29 | 1 |
| August | 44 | 1 |
| September | 90 | 2 |
| October | 77 | 1 |
| November | 66 | 0 |
| December | 78 | 1 |
| TOTAL | 716 | 7 |

EMERGENCY OPD CASES DISTRIBUTION

| Month | Total | Ear | Nose | Throat |
|--------------|-------------|-------------|-------------|------------|
| January | 454 | 165 | 126 | 163 |
| February | 397 | 156 | 138 | 103 |
| March | 413 | 123 | 122 | 167 |
| April | 165 | 50 | 50 | 65 |
| May | 134 | 44 | 50 | 40 |
| June | 228 | 68 | 70 | 80 |
| July | 296 | 85 | 86 | 125 |
| August | 341 | 185 | 98 | 58 |
| September | 268 | 175 | 93 | 82 |
| October | 432 | 156 | 216 | 60 |
| November | 344 | 206 | 138 | 68 |
| December | 401 | 214 | 187 | 27 |
| TOTAL | 3873 | 1627 | 1374 | 872 |

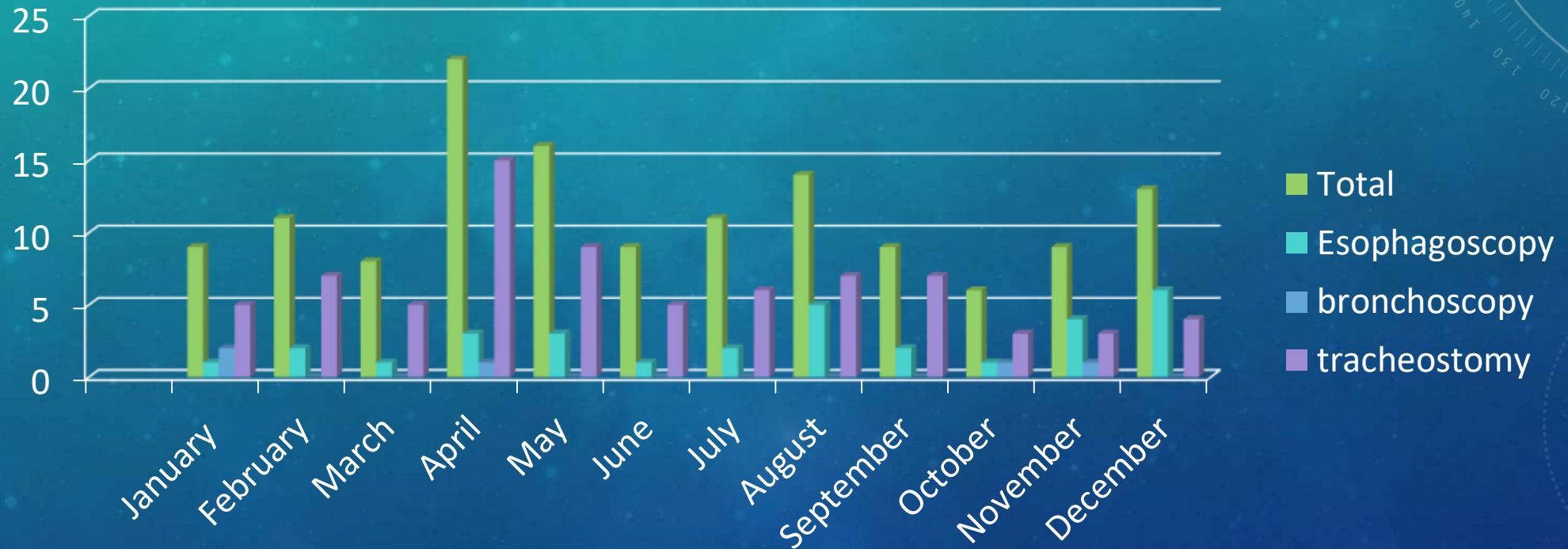
EMERGENCY OPERATIVE CASES

| Month | Total | General anaesthesia | Local anaesthesia |
|--------------|------------|---------------------|-------------------|
| January | 9 | 8 | 1 |
| February | 11 | 7 | 4 |
| March | 8 | 5 | 3 |
| April | 22 | 13 | 9 |
| May | 16 | 8 | 8 |
| June | 9 | 5 | 4 |
| July | 11 | 8 | 3 |
| August | 14 | 7 | 7 |
| September | 9 | 2 | 7 |
| October | 6 | 3 | 3 |
| November | 9 | 6 | 3 |
| December | 13 | 9 | 4 |
| TOTAL | 137 | 81 | 56 |

EMERGENCY OPERATIVE CASES DISTRIBUTION

| Month | Total | Esophagoscopy | bronchoscopy | tracheostomy | Other cases |
|--------------|------------|---------------|--------------|--------------|-------------|
| January | 9 | 1 | 2 | 5 | 1 |
| February | 11 | 2 | 0 | 7 | 3 |
| March | 8 | 1 | 0 | 5 | 2 |
| April | 22 | 3 | 1 | 15 | 3 |
| May | 16 | 3 | 0 | 9 | 4 |
| June | 9 | 1 | 0 | 5 | 3 |
| July | 11 | 2 | 0 | 6 | 3 |
| August | 14 | 5 | 0 | 7 | 2 |
| September | 9 | 2 | 0 | 7 | 0 |
| October | 6 | 1 | 1 | 3 | 1 |
| November | 9 | 4 | 1 | 3 | 1 |
| December | 13 | 6 | 0 | 4 | 3 |
| TOTAL | 137 | 31 | 5 | 76 | 26 |

EMERGENCY PROCEDURES



ELECTIVE OPERATIVE CASES

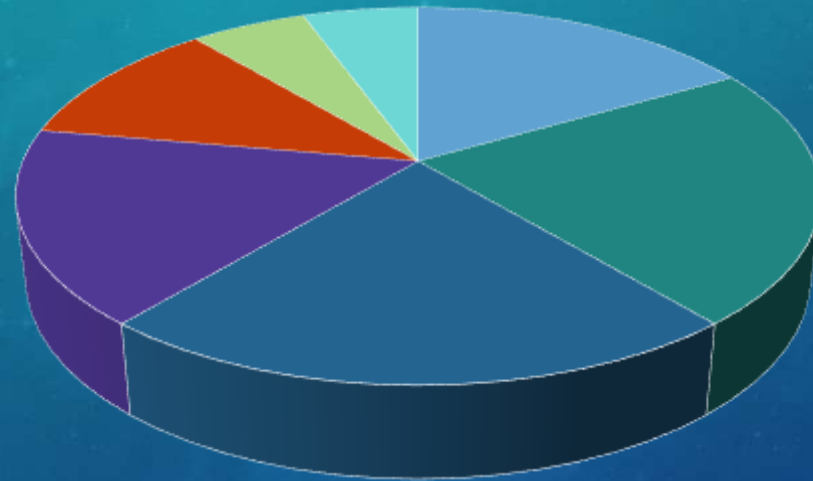
| Month | Total | General Anaesthesia | Local Anaesthesia |
|--------------|------------|---------------------|-------------------|
| January | 127 | 93 | 34 |
| February | 123 | 87 | 36 |
| March | 95 | 64 | 31 |
| April | 19 | 15 | 4 |
| May | 9 | 9 | 0 |
| June | 16 | 15 | 1 |
| July | 45 | 36 | 9 |
| August | 69 | 33 | 36 |
| September | 100 | 69 | 31 |
| October | 76 | 57 | 19 |
| November | 60 | 48 | 12 |
| December | 86 | 56 | 30 |
| Total | 825 | 582 | 243 |

ELECTIVE OPERATIVE CASES DISTRIBUTION

| | Mastoid exploration | Tympanoplasty | FESS | thyroidectomy | Septo-rhinoplasty | Tonsillectomy | septoplasty |
|--------------|---------------------|---------------|-----------|---------------|-------------------|---------------|-------------|
| January | 5 | 0 | 6 | 1 | 2 | 23 | 8 |
| February | 2 | 2 | 6 | 0 | 1 | 15 | 12 |
| March | 0 | 1 | 5 | 0 | 1 | 19 | 9 |
| April | 1 | 0 | 0 | 0 | 0 | 0 | 0 |
| May | 0 | 0 | 1 | 0 | 0 | 0 | 0 |
| June | 0 | 0 | 1 | 0 | 0 | 3 | 1 |
| July | 0 | 0 | 0 | 0 | 0 | 2 | 3 |
| August | 0 | 0 | 3 | 1 | 0 | 4 | 6 |
| September | 2 | 3 | 4 | 1 | 0 | 26 | 9 |
| October | 1 | 0 | 8 | 1 | 1 | 11 | 9 |
| November | 2 | 0 | 5 | 3 | 0 | 6 | 12 |
| December | 6 | 0 | 3 | 0 | 1 | 11 | 3 |
| Total | 19 | 3 | 42 | 7 | 6 | 120 | 72 |

OT CASES DISTRIBUTION

OT cases distribution



■ 0 ■ 2 ■ 1 ■ 2 ■ 6 ■ 4 ■ 1 ■ 0 ■ 4 ■ 1 ■ 2 ■ 1 ■ 0

HIGHLIGHT CASES DONE IN DEPARTMENT

- SCC Left nasal alae excision with flap rotation.
- Endoscopic Tympanoplasty
- Total laryngectomy
- Brachial cyst excision
- Septorhinoplasty
- Nasal angiofibroma + external carotid embolization
- Cystic hygroma excision
- Primary tracheal repair
- Buccal carcinoma excision
- Microscopic thyroidectomy
- Microscopic parotidectomy

SCC LEFT NASAL ALAE EXCISION AND RECONSTRUCTION (FLAP ROTATION)



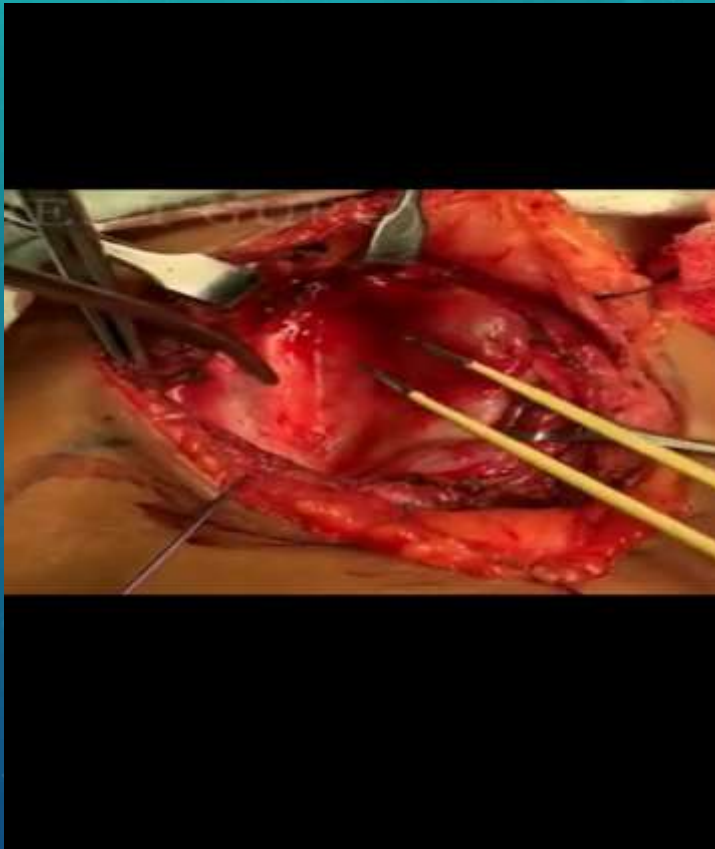
BRANCHIAL CYST EXCISION



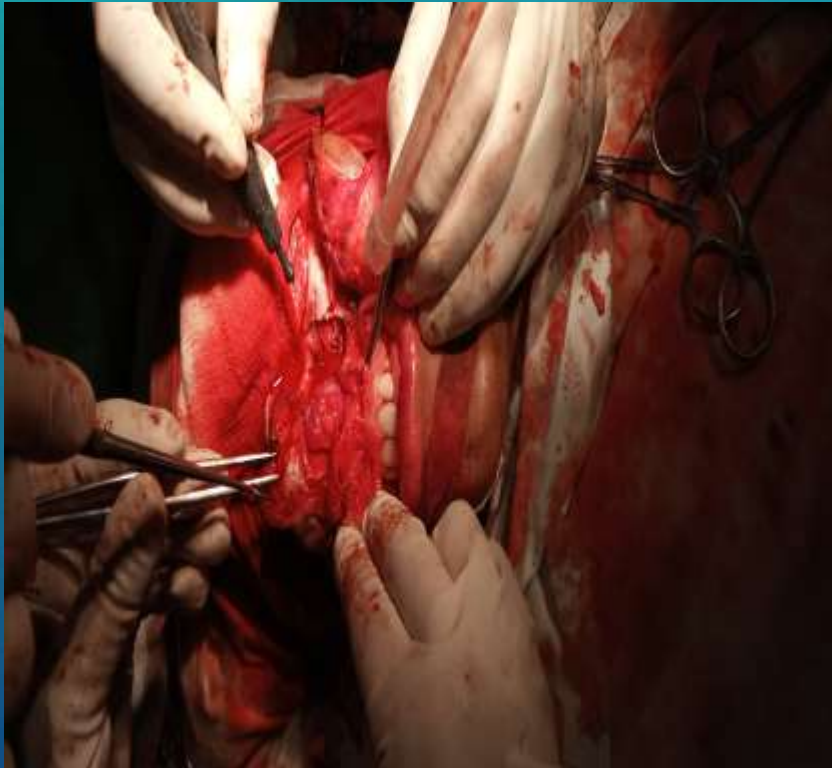
SEPTORHINOPLASTY



PARATHYROID ADENOMA WITH GIANT CELL GRANULOMA



NASAL ANGIOFIBROMA EXCISION (IN OCTOBER 2020)

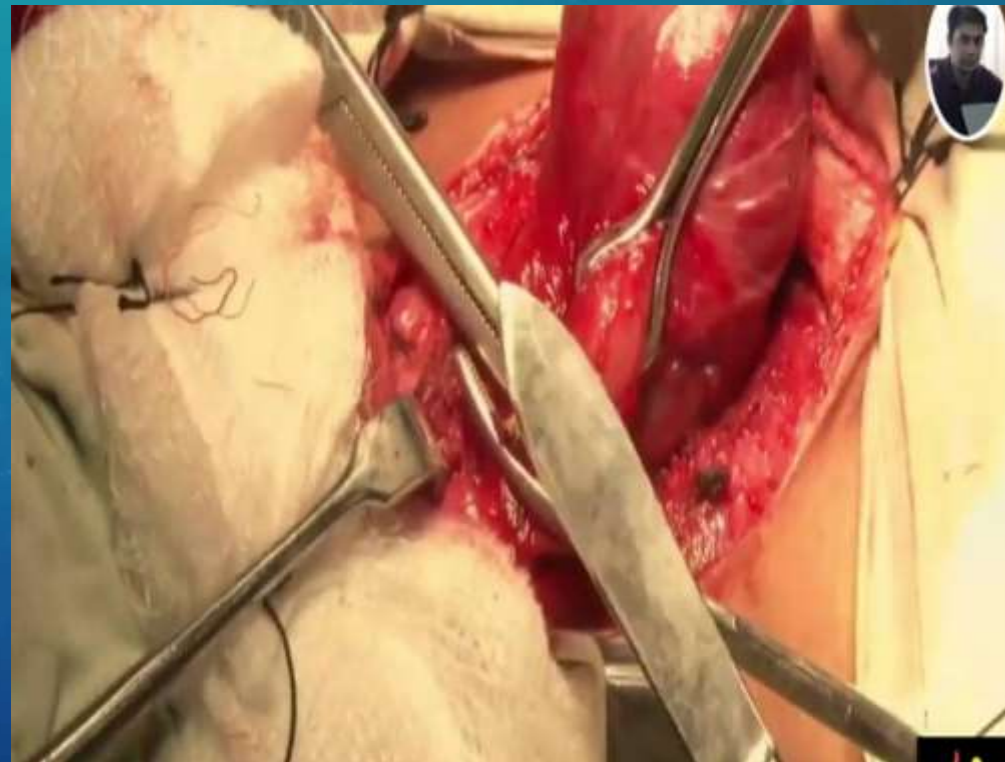


ENDOSCOPIC TYMPANOPLASTY



WORKSHOPS

1. Microscopic Thyroidectomy On 15th Nov 2020.



SYMPOSIUM

Paediatric airway management on 30th November 2020



INNOVATIVE PROCEDURES

- Endoscopic tympanoplasty
- Microscopic thyroidectomy

ACADEMIC TEACHING:

- Under graduate training: Online class lectures, ward classes
- Post graduate training: Attending online webinars

NO. OF ACADEMIC SESSIONS OF PGTS:

- **40** presentations given by post graduate trainees regarding the basic topic, its surgical management and recent most advances.
- **20** case presentations by PGT's
- **3** Ward Tests conducted of PGT's

NO. OF ONGOING RESEARCH PROJECTS AND THEIR STATUS

- 3 research articles accepted by journal and awaiting publication.
- 2 research articles submitted and under review for publication.
- 1 research article submitted and under review for international publication.
- 2 research proposal regarding COVID-19 pandemic published
- 3 research articles in process of acceptance.
- 2 dissertations submitted and awaiting approval.

THANK YOU!!

The background is a blue gradient with faint technical diagrams and circular patterns. On the right side, there are several circular gauges or dials with numerical scales (e.g., 80, 90, 100, 110, 120, 130, 140, 150, 160, 170, 180, 190, 200, 210) and arrows. There are also dashed lines and solid lines forming circles and arcs. The overall aesthetic is clean and modern, suggesting a technical or scientific theme.